

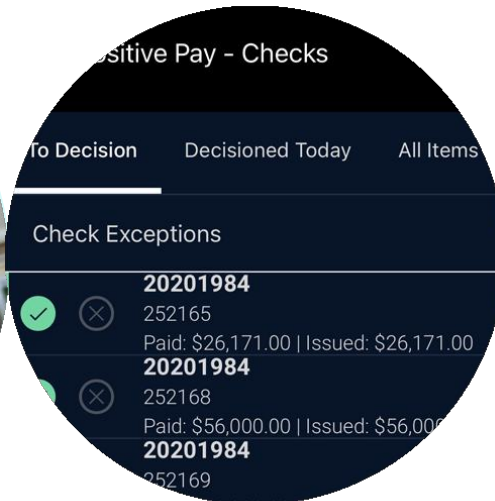
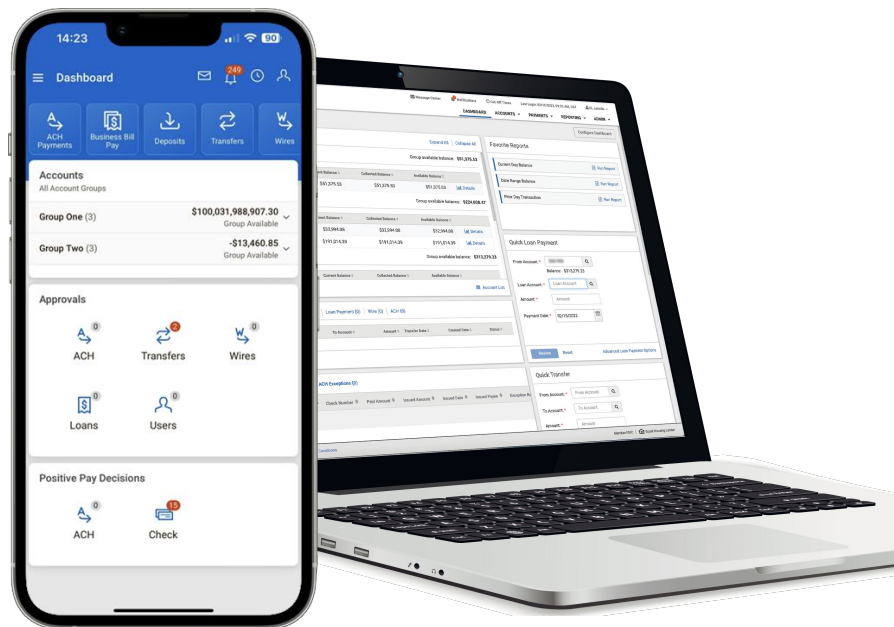
**Introducing our new and improved mobile experience for managing your business on the go**

# We're excited!

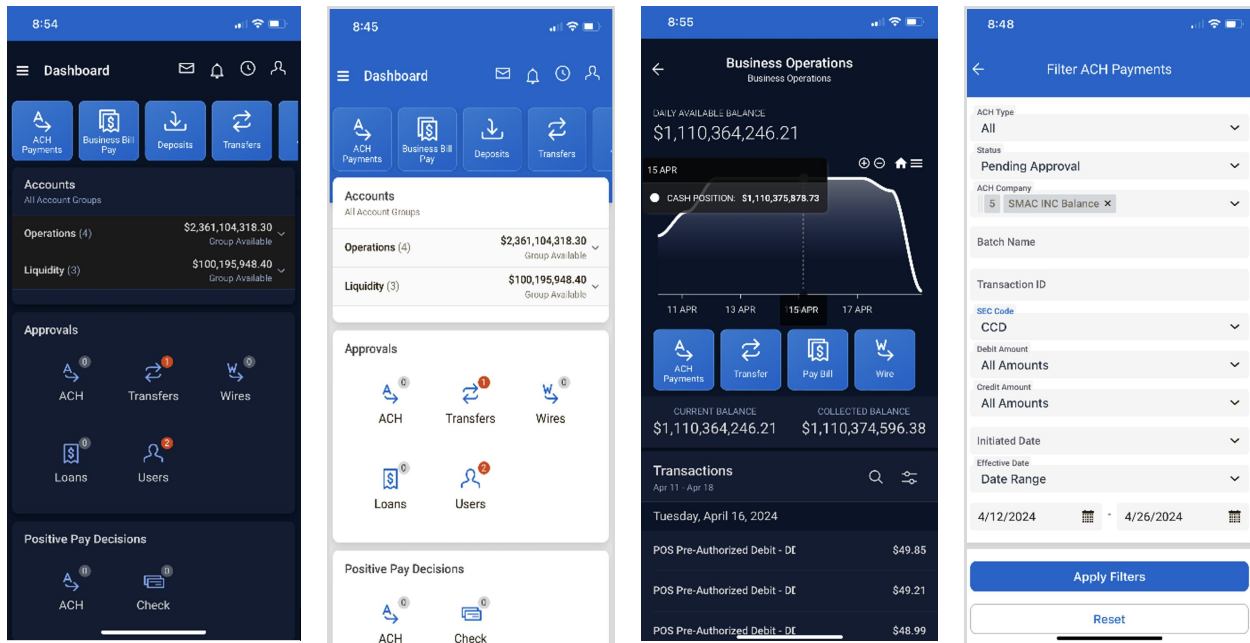
We are excited to announce the evolution of our treasury management mobile experience. Say hello to our modern, seamless, and feature rich mobile experience. It is a great complement to round out the full cash management experience!

**We continue to deliver the best in cash management features as we have historically provided, now with the following additional experience upgrades:**

- Redesigned dashboard and menu
- Average balance graph
- Extended search and filter
- Improved check positive pay
- Dark mode



# Android or iOS. Standard or dark mode – How do you transition to this new experience?



## Easy. Head to:

**iPhone Users.** To add the application to your home screen select the share icon at the bottom of the screen and then select “Add to Home Screen”.

**Android Users.** After you type in enter the URL, if you are prompted, select “Install” select Install if prompted.

**Note:** If you’re prompted, select ‘install.’ If you aren’t prompted, simply tap the three dots icon from the browser and select Install App.

**Let's keep the conversation going.  
For more information on our new  
Mobile Experience, ACH, wires,  
reporting or our cash management  
platform in general, contact us.**